



TheirCare
Where Kids love to be!

There are **2 types** of Child Care Payments.

Child Care Subsidy

The **amount you can get** depends on:

- 1 your family's income
- 2 the type of childcare you use
- 3 the age of your child
- 4 the hours of recognised activities you and your partner do

Additional Child Care Subsidy

This is **extra support** for some families including:

- 1 grandparents / great grandparents
- 2 families moving from an income support payment to work
- 3 those experiencing temporary hardship

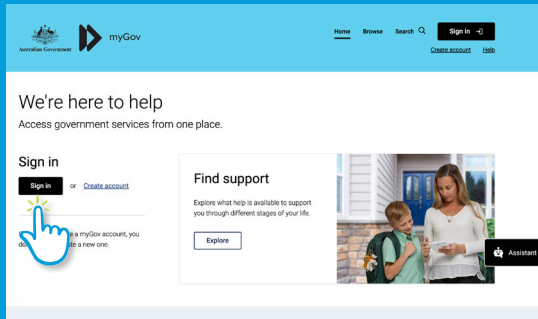
Claim these subsidies
via **myGov**

Up to
90%
of Child Care costs
can be covered
by Child Care
Subsidy!



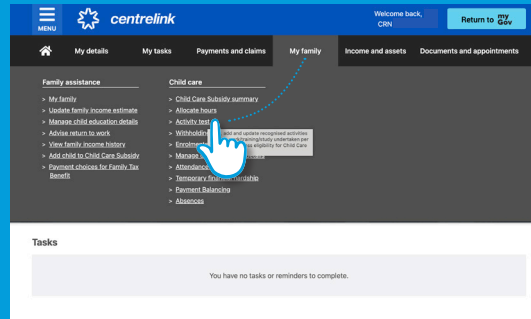
A Guide for Families: The steps to claiming Child Care Subsidy

STEP 1: Sign into myGov



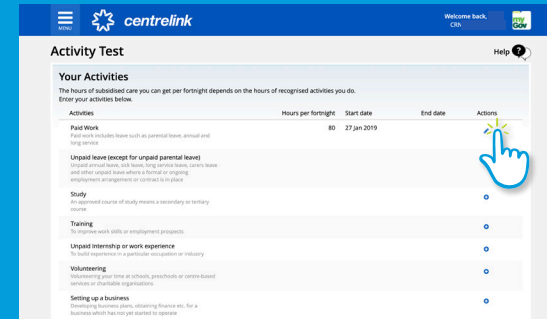
1. Go to **my.gov.au**
2. **Sign in** or **Create account**
3. Go to **Centrelink** and sign in to complete the next step

STEP 2: Centrelink - Activity Test



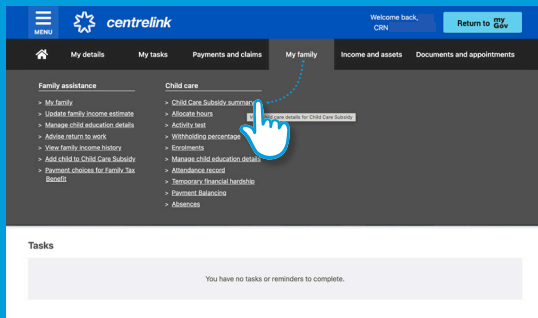
1. Roll over **My family** in the main navigation
2. Under 'Child care' click on **Activity Test**
3. On the 'Activity Test' page, click on **Update Activity Test**

STEP 3: Update the Activity Test table




1. In 'Your Activities', update the table with your activities and work information
2. Click on **Next** to Review & Submit
3. If you need help, call Family Assistance on **13 61 50**

STEP 4: Check the Summary



1. Roll over **My family** in the main navigation
2. Under 'Child care' click on **Child Care Subsidy summary**
3. This will take you to a summary for you to review and make sure all is correct

STEP 5: Book With TheirCare



1. Go to **www.theircare.com.au**
2. Click on **Book Now**
3. **Sign in** or **Register Now***
*To register, have this info handy:
Centrelink CRNs / bank details / emergency contacts / doctor, Medicare & immunisations details / diagnosed allergy, asthma, anaphylaxis & dietary requirements

STEP 6: Centrelink - Confirm enrolments



1. Go to **Centrelink**
2. Roll over **My family** in the main navigation
3. Under 'Child care' click on **Enrolments** and check all enrolments have been confirmed*
*If not confirmed, view details and follow the prompts to confirm